



NORTHQUEST CAPITAL FUND, INC.

ANNUAL SHAREHOLDER REPORT

December 31, 2024

NorthQuest Capital Fund, Inc.
NQCFX

EXPENSE INFORMATION

What were the Fund costs for the past year?
 (based on a hypothetical \$10,000 investment)

Fund Name	Costs of a \$10,000 investment	Costs paid as a percentage of a \$10,000 investment*
NorthQuest Capital Fund, Inc.	\$151	1.42%

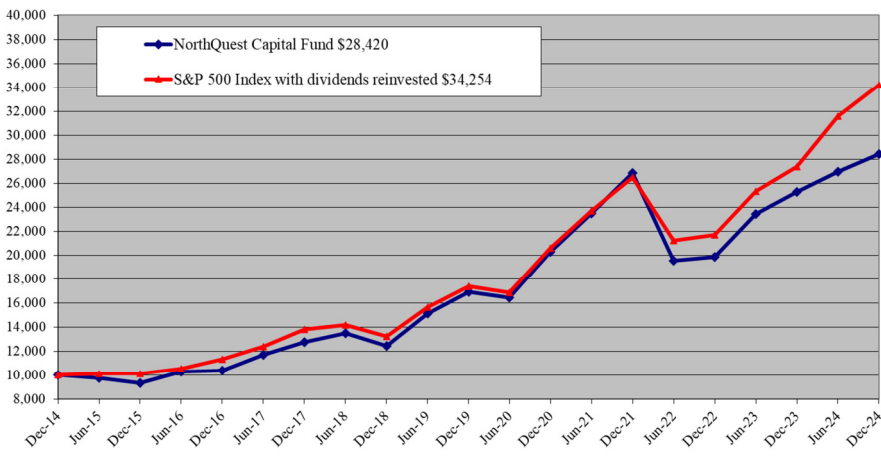
*Annualized

PERFORMANCE GRAPH

AVERAGE ANNUAL RETURNS

	1 Year	5 Years	10 Year
NorthQuest Capital Fund, Inc.	12.48%	10.93%	11.01%
S&P 500 Index with dividends reinvested	25.02%	14.51%	13.09%

Cumulative Performance Comparison of \$10,000 Investment



Past performance is not a good predictor of future performance. The returns shown do not reflect taxes that a shareholder would pay on Fund distributions or on the redemption of Fund shares. To obtain performance data current to the most recent month end, please call 1-800-239-9136.

FUND STATISTICS

NET ASSETS:	PORTFOLIO HOLDINGS:	PORTFOLIO TURNOVER:	ADVISORY FEES PAID BY FUND:
\$8,462,294	24	11.05%	\$83,450

ADDITIONAL INFORMATION

This annual shareholder report contains important information about the NorthQuest Capital Fund, Inc. - NQCFX for the period January 1, 2024 to December 31, 2024.

You can find additional information about the Fund at www.NorthQuestFund.com. You can also request this information by contacting us at 1-800-239-9136.

MANAGEMENT'S DISCUSSION OF FUND PERFORMANCE

To the Shareholders of NorthQuest Capital Fund, Inc.: Our Fund began the year with a share price of \$24.43 and ended the past twelve months at \$26.16. The Fund's total return for this period increased 12.48%. The Fund paid a \$1.33529 per share distribution to all shareholders on December 27, 2024. The table below compares the 2024 performances of the Fund and the S&P 500 Total Return Index, which includes dividends reinvested.

Performance Comparison

The Fund and S&P 500 Total Return Index	Year-To-Date
NorthQuest Capital Fund	12.48%
S&P 500 Total Return Index	25.02%

Portfolio Adjustments

During the second half of 2024 the Fund purchased 500 shares of Caterpillar, Inc. (CAT), 1900 shares of Nvidia Corp. (NVDA), and 500 shares of Advanced Drainage Systems Inc. (WMS).

The Fund sold its remaining shares of Deere & Company (700 shares), and Tractor Supply Company (800 shares). These sales were used to purchase shares of (CAT), (NVDA), and (WMS).

Nvidia Corp. (NVDA) is a new addition to our investment portfolio. NVDA designs and manufactures graphic processing units (GPU) which are responsible for the images on computer monitors. Nvidia GPUs are being improved with artificial intelligence software for use in products and platforms for markets of gaming, data centers and automotive. Nvidia has a low level of debt and a large cash balance. NVDA continues to increase its earnings and reinvest those earnings back into its business. The Fund purchased NVDA shares during periods when share prices of Nvidia became attractive.

Fund Performance and Strategy

The Fund's portfolio remained broadly diversified throughout 2024 with investments in the consumer, energy, financial services, healthcare, industrial, and technology sectors. The Fund underperformed its benchmark, the S&P500 Total Return Index. The underperformance was due to the Fund's investments in a variety of companies in different industries and to a cautious amount invested in a few of the "Magnificent Seven" companies which increased significantly during 2024. The "Magnificent Seven" refers to the top technology stocks, Apple Inc, Microsoft Corp, Alphabet Inc. (Google), Amazon.com Inc, Nvidia Corp, Meta Platforms Inc. (Facebook), and Tesla Inc.

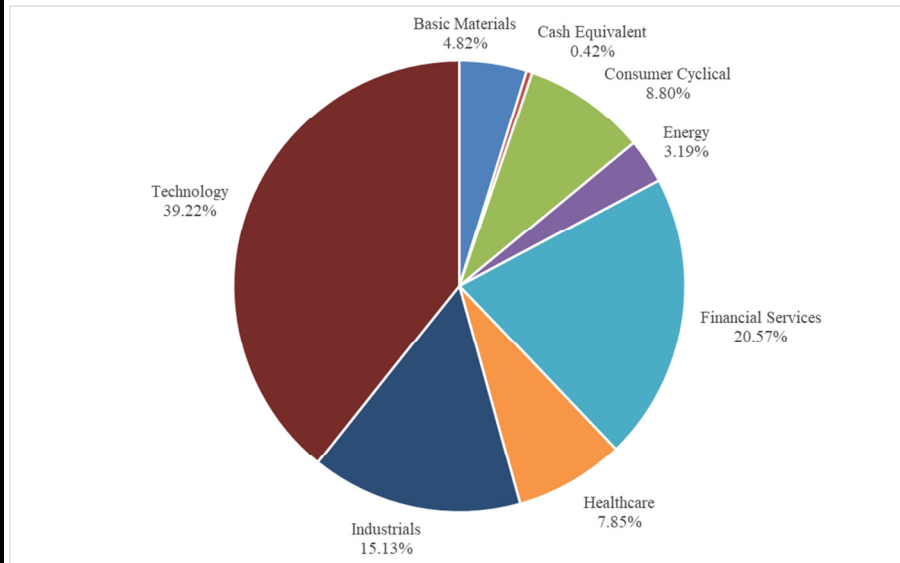
Please do not hesitate to call or write me regarding any comments or questions about this report. Thank you for investing with us.

Sincerely,

Peter J. Lencki
 President

PORTFOLIO ILLUSTRATION

The following chart gives a visual breakdown of the Fund by the industry sectors the underlying securities represent as a percentage of the portfolio of investments.



Sectors are categorized using Morningstar® classifications.

TOP TEN HOLDINGS

1. Apple, Inc.	7.10%
2. Arthur J. Gallagher & Co.	6.37%
3. Arista Networks, Inc.	5.75%
4. Mastercard, Inc. Class A	5.60%
5. Fortinet, Inc.	5.58%
6. Microsoft Corp.	4.98%
7. Monolithic Power Systems, Inc.	4.89%
8. The Sherwin-Williams Co.	4.82%
9. S&P Global Inc.	4.71%
10. The Home Depot, Inc.	4.60%
Total % of Net Assets	54.40%

HOW HAS THE FUND CHANGED

The Fund has not had any material changes during the year ended December 31, 2024.

HOUSEHOLDING

To reduce Fund expenses, only one copy of most shareholder documents may be mailed to shareholders with multiple accounts at the same address (Householding). If you would prefer that your NorthQuest Capital Fund, Inc. documents not be househanded, please contact NorthQuest Capital Fund, Inc. at 1-800-239-9136, or contact your financial intermediary. Your instructions will typically be effective within 30 days of receipt by NorthQuest Capital Fund, Inc. or your financial intermediary.

For additional information about the Fund; including its prospectus, financial information, holdings and proxy information, visit www.NorthQuestFund.com or contact us at 1-800-239-9136.

NORTHQUEST CAPITAL FUND, INC.

ANNUAL FINANCIAL STATEMENTS

December 31, 2024



**NorthQuest Capital Fund, Inc.
16 Rimwood Lane
Colts Neck, NJ 07722
1-800-239-9136**

**Ticker: NQCFX
www.NorthQuestFund.com**

NORTHQUEST CAPITAL FUND, INC.

SCHEDULE OF INVESTMENTS

DECEMBER 31, 2024

<u>Shares</u>		<u>Fair Value</u>
COMMON STOCKS - 99.52%		
Computer Communications Equipment - 5.75%		
4,400	Arista Networks, Inc. *	\$ 486,332
Construction Machinery & Equipment - 2.14%		
500	Caterpillar, Inc.	181,380
Crude Petroleum & Natural Gas - 3.19%		
2,200	EOG Resources, Inc.	269,676
Electronic Computers - 7.10%		
2,400	Apple, Inc.	601,008
Hospital & Medical Service Plans - 3.59%		
600	UnitedHealth Group, Inc.	303,516
Insurance Agents Brokers & Services - 6.37%		
1,900	Arthur J. Gallagher & Co.	539,315
Miscellaneous Fabricated Metal Products - 4.51%		
600	Parker-Hannafin Corp.	381,618
Motor Vehicles & Passenger Car Bodies - 3.20%		
2,600	PACCAR, Inc.	270,452
Plastics Foam Products - 2.05%		
1,500	Advanced Drainage Systems, Inc.	173,400
Retail-Auto & Home Supply Stores - 4.20%		
300	O'Reilly Automotive, Inc. *	355,740
Retail-Building Materials, Hardware, Garden Supply - 4.82%		
1,200	The Sherwin-Williams Co.	407,916
Retail-Lumber & Other Building Materials Dealers - 4.60%		
1,000	Home Depot, Inc.	388,990
Security & Commodity Brokers, Dealers, Exchanges & Services - 3.87%		
2,200	Intercontinental Exchange, Inc.	327,822
Semiconductors & Related Devices - 7.91%		
700	Monolithic Power Systems, Inc.	414,190
1,900	NVIDIA Corp.	255,151
		<hr/>
		669,341
Services-Business Services - 5.60%		
900	Mastercard, Inc. Class A	473,913
Services-Consumer Credit Reporting, Collection Agencies - 4.71%		
800	S&P Global, Inc.	398,424

The accompanying notes are an integral part of these financial statements.

NORTHQUEST CAPITAL FUND, INC.

SCHEDULE OF INVESTMENTS (CONTINUED)

DECEMBER 31, 2024

<u>Shares</u>		<u>Fair Value</u>
Services-Prepackaged Software - 9.44%		
600	Intuit, Inc.	\$ 377,100
1,000	Microsoft Corp.	421,500
		<hr/> 798,600
Software - Infrastructure - 5.58%		
5,000	Fortinet, Inc. *	472,400
Special Industry Machinery - 3.41%		
4,000	Lam Research Corp.	288,920
Surgical & Medical Instruments - 4.26%		
1,000	Stryker Corp.	360,050
Wholesale-Misc. Durable Goods - 3.22%		
800	Pool Corp.	272,752
		<hr/> 8,421,565
TOTAL COMMON STOCKS (Cost \$4,009,082) - 99.52%		
		<hr/> 8,421,565
SHORT-TERM INVESTMENT - 0.42%		
35,572	Huntington Conservative Deposit Account 5.19% **	35,572
TOTAL SHORT-TERM INVESTMENT (Cost \$35,572) - 0.42%		<hr/> 35,572
TOTAL INVESTMENTS (Cost \$4,044,654) - 99.94%		8,457,137
OTHER ASSETS LESS LIABILITIES, NET - 0.06%		<hr/> 5,157
NET ASSETS - 100.00%		<hr/> <hr/> \$ 8,462,294

* Non-income producing securities during the period.

** Variable rate security; the coupon rate shown represents the yield at December 31, 2024.

The accompanying notes are an integral part of these financial statements.

NORTHQUEST CAPITAL FUND, INC.

STATEMENT OF ASSETS AND LIABILITIES

DECEMBER 31, 2024

Assets:	
Investments in Securities, at Value (Cost \$4,044,654)	\$ 8,457,137
Cash	1,984
Receivables:	
Dividends and Interest	10,556
Prepaid Expenses	1,836
Total Assets	<u>8,471,513</u>
Liabilities:	
Due to Advisor	7,360
Accrued Expenses	1,859
Total Liabilities	<u>9,219</u>
Net Assets	<u>\$ 8,462,294</u>
Net Assets Consist of:	
Common Stock, at \$0.001 par value	\$ 324
Paid In Capital	4,049,487
Distributable Earnings	4,412,483
Net Assets, for 323,508 Shares Outstanding	<u>\$ 8,462,294</u>
Net Asset Value Per Share	<u>\$ 26.16</u>

The accompanying notes are an integral part of these financial statements.

NORTHQUEST CAPITAL FUND, INC.

STATEMENT OF OPERATIONS

For the Year Ended December 31, 2024

Investment Income:	
Dividends	\$ 83,918
Interest	6,213
Total Investment Income	<u>90,131</u>
Expenses:	
Advisory fees	83,450
Audit fees	10,308
Transfer Agent fees	9,827
Registration	4,510
Custody	3,871
Other expenses	2,588
NASDAQ fees	850
Postage & printing	820
Trustee fees	782
State taxes	750
Insurance fees	410
Total Expenses	<u>118,166</u>
Net Investment Loss	<u>(28,035)</u>
Realized and Unrealized Gain on Investments:	
Realized Gain on Investments	411,454
Net Change in Unrealized Appreciation on Investments	588,759
Realized and Unrealized Gain on Investments	<u>1,000,213</u>
Net Increase in Net Assets Resulting from Operations	<u>\$ 972,178</u>

The accompanying notes are an integral part of these financial statements.

NORTHQUEST CAPITAL FUND, INC.

STATEMENTS OF CHANGES IN NET ASSETS

	Year Ended <u>12/31/2024</u>	Year Ended <u>12/31/2023</u>
Increase (Decrease) in Net Assets From Operations:		
Net Investment Loss	\$ (28,035)	\$ (13,165)
Net Realized Gain on Investments	411,454	76,143
Unrealized Appreciation on Investments	<u>588,759</u>	<u>1,637,304</u>
Net Increase in Net Assets Resulting from Operations	<u>972,178</u>	<u>1,700,282</u>
Distributions to Shareholders:	<u>(411,457)</u>	<u>(76,143)</u>
Capital Share Transactions	<u>(16,544)</u>	<u>22,376</u>
Total Increase in Net Assets	544,177	1,646,515
Net Assets:		
Beginning of Year	<u>7,918,117</u>	<u>6,271,602</u>
End of Year	<u>\$ 8,462,294</u>	<u>\$ 7,918,117</u>

The accompanying notes are an integral part of these financial statements.

NORTHQUEST CAPITAL FUND, INC.

FINANCIAL HIGHLIGHTS

Selected data for a share outstanding throughout the year.

	Year Ended				
	12/31/2024	12/31/2023	12/31/2022	12/31/2021	12/31/2020
Net Asset Value, at Beginning of Year	\$ 24.43	\$ 19.38	\$ 26.52	\$ 21.28	\$ 19.85
Income (Loss) From Investment Operations:					
Net Investment Loss *	(0.09)	(0.04)	(0.10)	(0.20)	(0.14)
Net Gain (Loss) on Securities (Realized and Unrealized)	3.16	5.33	(6.82)	7.14	4.03
Total from Investment Operations	3.07	5.29	(6.92)	6.94	3.89
Distributions from Realized Capital Gains	(1.34)	(0.24)	(0.22)	(1.70)	(2.46)
Net Asset Value, at End of Year	\$ 26.16	\$ 24.43	\$ 19.38	\$ 26.52	\$ 21.28
Total Return **	12.48%	27.28%	(26.09)%	32.58%	19.70%
Ratios/Supplemental Data:					
Net Assets at End of Year (Thousands)	\$ 8,462	\$ 7,918	\$ 6,272	\$ 8,252	\$ 5,861
Ratio of Expenses to Average Net Assets	1.42%	1.48%	1.51%	1.47%	1.59%
Ratio of Net Investment Loss to Average Net Assets	(0.34)%	(0.19)%	(0.45)%	(0.83)%	(0.67)%
Portfolio Turnover	11.05%	2.47%	26.07%	15.24%	30.94%

* Per share net investment loss has been determined on the basis of average shares outstanding during the year.

** Assumes reinvestment of dividends.

The accompanying notes are an integral part of these financial statements.

NORTHQUEST CAPITAL FUND, INC.

NOTES TO FINANCIAL STATEMENTS

DECEMBER 31, 2024

1. ORGANIZATION AND SUMMARY OF SIGNIFICANT ACCOUNTING POLICIES

Nature of Operations: NorthQuest Capital Fund, Inc. (the “Fund”) was incorporated on January 3, 2001 in New Jersey and commenced investment operations January 15, 2002. The Fund is registered as an open-end, non-diversified management investment company under the Investment Company Act of 1940, as amended, and its shares are registered under the Securities Act of 1933.

The Fund's investment objective is to seek long-term capital appreciation and to secondarily earn dividend income.

The following is a summary of the significant accounting policies followed by the Fund in the preparation of its financial statements. The Fund is an investment company that follows the accounting and reporting guidance of Accounting Standards Codification Topic 946 applicable to investment companies.

Security Valuation: All investments in securities are recorded at their estimated fair value, as described in Note 2.

Federal Income Taxes: The Fund makes no provision for federal income or excise tax. The Fund intends to qualify each year as a “regulated investment company” (“RIC”) under subchapter M of the Internal Revenue Code of 1986, as amended, by complying with the requirements applicable to RICs and by distributing substantially all of their taxable income. The Fund also intends to distribute sufficient net investment income and net capital gains, if any, so that they will not be subject to excise tax on undistributed income and gains. If the required amount of net investment income or gains is not distributed, the Fund could incur a tax expense. Therefore, no federal income tax or excise provision is required.

The Fund recognizes the tax benefits of uncertain tax positions only when the position is more likely than not to be sustained, assuming examination by tax authorities. Management has analyzed the Fund's tax positions and concluded that no liability for unrecognized tax benefits should be recorded related to uncertain tax positions taken on returns filed for open tax years (2021-2023) or expected to be taken in the Fund's 2024 tax returns. The Fund identifies their major tax jurisdiction as U.S. Federal and state of New Jersey, however the Fund is not aware of any tax positions for which it is reasonably possible that the total amounts of unrecognized tax benefits will change materially in the next 12 months.

The Fund recognizes interest and penalties, if any, related to unrecognized tax benefits as income tax expense in the Statement of Operations. During the year ended December 31, 2024, the Fund did not incur any interest or penalties.

Distributions to Shareholders: The Fund intends to distribute to its shareholders substantially all of its net realized capital gains and net investment income, if any, annually.

NORTHQUEST CAPITAL FUND, INC.

NOTES TO FINANCIAL STATEMENTS (CONTINUED)

DECEMBER 31, 2024

Other: The Fund follows industry practice and records security transactions on the trade date. The specific identification method is used for determining gains or losses for financial statements and income tax purposes. Dividend income is recorded on the ex-dividend date and interest income is recorded on an accrual basis.

Cash and Cash Equivalents: The Fund maintains its cash in an account at a custodian bank, which, at times, may exceed federally insured limits. The Fund has not experienced any losses in such account and believes it is not exposed to any significant credit risk on its cash deposits.

Use of Estimates: The preparation of financial statements in conformity with U.S. generally accepted accounting principles ("GAAP") requires management to make estimates and assumptions that affect the reported amount of assets and liabilities and disclosure of contingent assets and liabilities at the date of financial statements and the reported amounts of increases and decreases in net assets from operations during the reporting period. Actual results could differ from those estimates.

2. SECURITIES VALUATIONS

Processes and Structure

The Fund's Board of Directors have adopted guidelines for valuing securities including in circumstances in which market quotes are not readily available and has delegated to the Advisor the responsibility for determining fair value prices, subject to review by the Board of Directors.

Hierarchy of Fair Value Inputs

The Fund utilizes various methods to measure the fair value of most of their investments on a recurring basis. GAAP establishes a hierarchy that prioritizes inputs to valuation techniques used to measure fair value. The three levels of inputs are as follows:

- *Level 1.* Unadjusted quoted prices in active markets for identical assets or liabilities that the Fund has the ability to access.
- *Level 2.* Observable inputs other than quoted prices included in level 1 that are observable for the asset or liability either directly or indirectly. These inputs may include quoted prices for the identical instrument on an inactive market, prices for similar instruments, interest rates, prepayment speeds, credit risk, yield curves, default rates, and similar data.
- *Level 3.* Unobservable inputs for the asset or liability to the extent that relevant observable inputs are not available, representing the Fund's own assumptions about the assumptions that a market participant would use in valuing the asset or liability, and that would be based on the best information available.

NORTHQUEST CAPITAL FUND, INC.

NOTES TO FINANCIAL STATEMENTS (CONTINUED)

DECEMBER 31, 2024

The availability of observable inputs can vary from security to security and is affected by a wide variety of factors, including, for example, the type of security, whether the security is new and not yet established in the marketplace, the liquidity of markets, and other characteristics particular to the security. To the extent that valuation is based on models or inputs that are less observable or unobservable in the market, the determination of fair value requires more judgment. Accordingly, the degree of judgment exercised in determining fair value is greatest for instruments categorized in level 3.

The inputs used to measure fair value may fall into different levels of the fair value hierarchy. In such cases, for disclosure purposes, the level in the fair value hierarchy within which the fair value measurement falls in its entirety is determined based on the lowest level input that is significant to the fair value measurement in its entirety.

Fair Value Measurements

A description of the valuation techniques applied to the Fund's major categories of assets and liabilities measured at fair value on a recurring basis follows.

Equity securities (common stocks). Securities traded on a national securities exchange (or reported on the NASDAQ national market) are stated at the last reported sales price on the day of valuation. To the extent these securities are actively traded, and valuation adjustments are not applied, they are categorized in level 1 of the fair value hierarchy. Certain foreign securities may be fair valued using a pricing service that considers the correlation of the trading patterns of the foreign security to the intraday trading in the U.S. markets for investments such as American Depositary Receipts, financial futures, Exchange Traded Funds, and the movement of the certain indexes of securities based on a statistical analysis of the historical relationship and that are categorized in level 2.

Short term investments. Short term investments are valued using amortized cost, which approximates fair value. These securities will be categorized in Level 1 of the fair value hierarchy.

The following table summarizes the inputs used to value the Fund's assets measured at fair value as of December 31, 2024:

<i>Categories</i>	Financial Instruments—Assets			
	<i>Level 1</i>	<i>Level 2</i>	<i>Level 3</i>	<i>Fair Value</i>
Common Stocks *	\$ 8,421,565	\$ -	\$ -	\$ 8,421,565
Short-Term Investment	35,572	-	-	35,572
	<u>\$ 8,457,137</u>	<u>\$ -</u>	<u>\$ -</u>	<u>\$ 8,457,137</u>

* Industry classifications for these categories are detailed in the Schedule of Investments.

NORTHQUEST CAPITAL FUND, INC.

NOTES TO FINANCIAL STATEMENTS (CONTINUED)

DECEMBER 31, 2024

The Fund did not hold any Level 3 assets during the year ended December 31, 2024. The Fund did not hold any derivative instruments at any time during the year ended December 31, 2024. There were no significant transfers into or out of Level 1 or Level 2 during the period. It is the Fund's policy to recognize transfers into and out of Level 1 and Level 2 at the end of the reporting period.

3. INVESTMENT ADVISORY AGREEMENT AND OTHER RELATED TRANSACTIONS

The Fund has an investment advisory agreement with Emerald Research Corporation ("the Advisor"), whereby the Advisor receives a fee of 1% per year on the net assets of the Fund. All fees are computed on the average daily closing net assets of the Fund and are payable monthly. The investment advisory fee earned by the Advisor for the year ended December 31, 2024 was \$83,450. The Advisor has contractually agreed to decrease the investment advisory fee or, if necessary, to reimburse the Fund for expenses if and to the extent that the Fund's aggregate annual operating expenses exceed 1.79% of the Fund's daily average net assets until August 10, 2025. The Fund owed the Advisor \$7,360 at December 31, 2024 for advisory fees. There was no reimbursement for the year ended December 31, 2024.

Mr. Peter J. Lencki is President of the Advisor and is also President of the Fund.

4. SEGMENT REPORTING

The Fund included herein is deemed to be an individual reporting segment and is not part of a consolidated reporting entity. The objective and strategy of the Fund is used by the Advisor to make investment decisions, and the results of the operations, as shown in the statement of operations and the financial highlights for the Fund is the information utilized for the day-to-day management of the Fund. The Fund is party to the expense agreements as disclosed in the notes to the financial statements and resources are not allocated to a Fund based on performance measurements. Due to the significance of oversight and their role, the Advisor is deemed to be the Chief Operating Decision Maker.

5. CAPITAL SHARE TRANSACTIONS

As of December 31, 2024, there were 500,000,000 shares of \$0.001 par value capital stock authorized. Transactions in capital for the years ended December 31, 2024 and 2023 were as follows:

	<u>December 31, 2024</u>		<u>December 31, 2023</u>	
	<u>Shares</u>	<u>Amount</u>	<u>Shares</u>	<u>Amount</u>
Shares sold	3,856	\$ 103,253	2,001	\$ 41,918
Shares reinvested	15,502	410,960	3,106	76,059
Shares redeemed	<u>(19,975)</u>	<u>(530,757)</u>	<u>(4,540)</u>	<u>(95,601)</u>
Net increase (decrease)	<u>(617)</u>	<u>\$(16,544)</u>	<u>567</u>	<u>\$ 22,376</u>

NORTHQUEST CAPITAL FUND, INC.

NOTES TO FINANCIAL STATEMENTS (CONTINUED)

DECEMBER 31, 2024

6. INVESTMENT TRANSACTIONS

For the year ended December 31, 2024, purchases and sales of investment securities other than short-term investments aggregated \$907,394 and \$1,356,898, respectively.

7. TAX MATTERS

Income and long-term capital gain distributions are determined in accordance with Federal income tax regulations, which may differ from the character of net investment income or net realized gains presented in these financial statements in accordance with U.S. GAAP.

As of December 31, 2024, the tax basis components of unrealized appreciation (depreciation) and cost of investments were as follows:

Gross tax appreciation of investments	\$ 4,441,667
Gross tax depreciation of investments	<u>\$ (29,184)</u>
Net tax appreciation of investments	<u>\$ 4,412,483</u>
Federal tax cost of investments, including short-term investments	<u>\$ 4,044,654</u>

The tax character of distributions paid for the years ended December 31, 2024 and 2023 were as follows:

	<u>2024</u>	<u>2023</u>
Long-term capital gain	\$411,457	\$76,143

The Fund's distributable earnings on a tax basis are determined only at the end of each fiscal year. As of December 31, 2024, the Fund's most recent fiscal year-end, the components of distributable earnings on a tax basis were as follows:

Unrealized Appreciation	<u>\$ 4,412,483</u>
Total Distributable Earnings, Net	<u>\$ 4,412,483</u>

In accordance with GAAP, the Fund recorded a permanent book/tax difference of \$28,035 from net investment loss to paid in capital. This reclassification has no impact on the net asset value of the Fund and is designed generally to present undistributed income and net realized gains on a tax basis, which is considered to be more informative to shareholders.

8. CONTROL AND OWNERSHIP

The beneficial ownership, either directly or indirectly, of more than 25% of the voting securities of a fund creates a presumption of control of the fund under Section 2(a)(9) of the Investment Company Act of 1940. As of December 31, 2024, the Portfolio manager

NORTHQUEST CAPITAL FUND, INC.

NOTES TO FINANCIAL STATEMENTS (CONTINUED)

DECEMBER 31, 2024

and immediate family members, in aggregate, owned approximately 41% of the shares of the Fund.

9. INDEMNIFICATIONS

In the normal course of business, the Fund enters into contracts that contain general indemnification to other parties. The Fund's maximum exposure under these contracts is unknown as this would involve future claims that may be made against the Fund that have not yet occurred. The Fund expects the risk of loss to be remote.

10. MARKET RISK

Russian Invasion of Ukraine

Russia launched a large-scale invasion of Ukraine on February 24, 2022. As a result of this military action, the United States and many other countries have instituted various economic sanctions against Russian individuals and entities. The situation has led to increased financial market volatility and could have severe adverse effects on regional and global economic markets, including the markets for certain securities and commodities, such as oil and natural gas. The extent and duration of the military action, resulting sanctions imposed, other punitive action taken, and the resulting market disruptions cannot be easily predicted.

11. SECTOR CONCENTRATION RISK

Sector concentration risk is the possibility that securities within the same sector will decline in price due to sector-specific market or economic developments. If the Fund invests more heavily in a particular sector, the value of its shares may be especially sensitive to factors and economic risks that specifically affect that sector. As a result, the Fund's share price may fluctuate more widely than the value of shares of a mutual fund that invests in a broader range of sectors. Additionally, some sectors could be subject to greater government regulation than other sectors. Therefore, changes in regulatory policies for those sectors may have a material effect on the value of securities issued by companies in those sectors.

12. NEW ACCOUNTING PRONOUNCEMENTS

In September 2023, the SEC adopted a final rule relating to "Names Rule" under the 1940 Act. The amendments expanded the rule to require more funds to adopt an 80 percent investment policy, including funds with names suggesting a focus in investments with particular characteristics (e.g., growth or value) or with terms that reference a thematic investment focus (e.g., environmental, social, or governance factors). The amendments will require that a fund review its name for compliance with the rule. If needed, a fund may need to adopt an 80 percent investment policy and review its portfolio assets' treatment under such policy at least quarterly. The rule also requires additional prospectus disclosure and reporting and record keeping requirements. The amendments will become effective on April 9, 2024. The compliance date is February 9,

NORTHQUEST CAPITAL FUND, INC.

NOTES TO FINANCIAL STATEMENTS (CONTINUED)

DECEMBER 31, 2024

2026 for Funds with more than \$1 billion in assets and August 9, 2026 for Funds with less than \$1 billion in assets. The Fund is in compliance with this new rule.

13. SUBSEQUENT EVENTS

Management has evaluated the impact of all subsequent events on the Funds through the issuance date of these financial statements and has noted no such other events requiring accounting or disclosure.

REPORT OF INDEPENDENT REGISTERED PUBLIC ACCOUNTING FIRM

To the Shareholders and
Board of Directors of the
NorthQuest Capital Fund, Inc.

Opinion on the Financial Statements

We have audited the accompanying statement of assets and liabilities of the NorthQuest Capital Fund, Inc., (the "Fund") including the schedule of investments, as of December 31, 2024, the related statement of operations for the year then ended, the statements of changes in net assets for each of the two years in the period then ended and the related notes (collectively referred to as the "financial statements") and the financial highlights for each of the five years in the period then ended. In our opinion, the financial statements and financial highlights present fairly, in all material respects, the financial position of the NorthQuest Capital Fund, Inc. as of December 31, 2024, the results of its operations for the year then ended, the changes in its net assets for each of the two years in the period then ended, and the financial highlights for each of the five years in the period then ended, in conformity with accounting principles generally accepted in the United States of America.

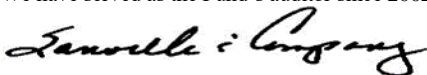
Basis for Opinion

These financial statements and financial highlights are the responsibility of the Fund's management. Our responsibility is to express an opinion on these financial statements and financial highlights based on our audits. We are a public accounting firm registered with the Public Company Accounting Oversight Board (United States) ("PCAOB") and are required to be independent with respect to the Fund in accordance with the U.S. federal securities laws and the applicable rules and regulations of the Securities and Exchange Commission and the PCAOB.

We conducted our audits in accordance with the standards of the PCAOB. Those standards require that we plan and perform the audit to obtain reasonable assurance about whether the financial statements and financial highlights are free of material misstatement, whether due to error or fraud. The Fund is not required to have, nor were we engaged to perform, an audit of its internal control over financial reporting. As part of our audits, we are required to obtain an understanding of internal control over financial reporting but not for the purpose of expressing an opinion on the effectiveness of the Fund's internal control over financial reporting. Accordingly, we express no such opinion.

Our audits included performing procedures to assess the risk of material misstatement of the financial statements and financial highlights, whether due to error or fraud, and performing procedures that respond to those risks. Such procedures included examining, on a test basis, evidence regarding the amounts and disclosures in the financial statements and financial highlights. Our procedures included confirmation of securities and cash owned as of December 31, 2024, by correspondence with the custodian. Our audits also included evaluating the accounting principles used and significant estimates made by management, as well as evaluating the overall presentation of the financial statements and financial highlights. We believe that our audits provide a reasonable basis for our opinion.

We have served as the Fund's auditor since 2002



Huntingdon Valley, Pennsylvania
February 20, 2025

NORTHQUEST CAPITAL FUND, INC.

ADDITIONAL INFORMATION

DECEMBER 31, 2024 (UNAUDITED)

BOARD DISCUSSION ON RENEWING FUND'S ADVISORY CONTRACT

The Board renewed the advisory contract with Emerald Research Corporation (the "ERC") on August 8, 2024 (effective August 10, 2024 to August 10, 2025) for the following reasons:

Nature and Quality of Services

The Directors reviewed the nature, extent and quality of the services provided by ERC to the Fund. They considered the Investment Adviser's responsibilities such as managing continuous common stock research, examining daily and monthly financial data furnished by the Fund's transfer agent, as well as maintaining the Fund's technology devices. Other ERC duties include updating the Fund's website daily, staying apprised of social, political, economic, and geopolitical events, and adhering to the ERC and Fund's Code of Ethics. Based on this review, the Directors concluded that they were satisfied with the nature, extent and quality of services provided by the Investment Adviser.

Investment Performance

The Board reviewed the Fund's performance. They noted that as of August 2, 2024 the Fund portfolio had risen 6.96% year-to-date, while the S&P500 Total Return Index increased 12.99%. Directors also examined the following data: investment style, fees, and assets under management as of August 2, 2024. The data gathered compared 12 mutual funds with the NorthQuest Capital Fund. The Board concluded that the Fund's overall performance was sufficient.

Fees

The Directors examined the advisory fee paid to the Investment Advisor according to the advisory agreement. They compared the ERC advisory fee with fees of other Investment Advisors which have advisory contracts with mutual funds. Based on these findings the Board determined that the advisory fee paid to ERC, as stated in the advisory contract, was sensible when compared to fees charged by other Investment Advisors providing similar services to other Funds.

Profitability and Other Benefits to the Investment Adviser

The Board next reviewed the latest ERC's financial documents, which are examined quarterly as well. Based on this examination, the Directors came to the conclusion that ERC's profitability and financial condition were acceptable.

Economies of Scale

The Board considered the following information with regard to the Fund's economies of scale and its expense ratio. Directors took into account the sum total of Fund assets and services rendered by the Investment Advisor. Additionally, the Investment Adviser has contractually agreed to decrease the investment advisory fee or, if necessary, to reimburse the Fund for expenses if and to the extent that the Fund's aggregate annual operating expenses exceed 1.79% of the Fund's daily average net assets until August 10, 2025. The Directors decided that no adjustment to the existing advisory fee was necessary.

On the basis of this examination, the Fund's Board of Directors, including all Independent Directors, unanimously approved the renewal of the advisory contract.

NORTHQUEST CAPITAL FUND, INC.

ADDITIONAL INFORMATION (CONTINUED)

DECEMBER 31, 2024 (UNAUDITED)

PROXY VOTING

The Fund's proxy voting policies, procedures and voting records relating to common stock securities in the Fund's investment portfolio are available without charge, upon request, by calling the Fund's toll-free telephone number 1-800-239-9136. The Fund will send this information within three business days of receipt of the request, by first class mail or other means designed to ensure prompt delivery. The Fund's proxy information is also available on the Securities and Exchange Commission website at <http://www.sec.gov>.

This Page Was Left Blank Intentionally

This Page Was Left Blank Intentionally

This report and the financial statements contained herein are submitted for the general information of shareholders and are not authorized for distribution to prospective investors unless preceded or accompanied by an effective prospectus. Nothing herein contained is to be considered an offer of sale or solicitation of an offer to buy shares of NorthQuest Capital Fund, Inc. Such offering is made only by prospectus, which includes details as to offering price and material information.
